

FORM NO. MGT-7

[Pursuant to sub-Section(1) of section 92 of the Companies Act, 2013 and sub-rule (1) of rule 11of the Companies (Management and Administration) Rules, 2014]



सत्यमेव जयते

Annual Return (other than OPCs and Small Companies)

Form language English Hindi

Refer the instruction kit for filing the form.

I. REGISTRATION AND OTHER DETAILS

(i) * Corporate Identification Number (CIN) of the company

U65993GJ2009PTC056691

Pre-fill

Global Location Number (GLN) of the company

* Permanent Account Number (PAN) of the company

AAHCA8023D

(ii) (a) Name of the company

ANANYA FINANCE FOR INCLUS

(b) Registered office address

903, 9th Floor, Sakar-IX Besides old RBI, Ashram road NA
Ahmedabad
Ahmedabad
Gujarat
380009

(c) *e-mail ID of the company

admin@ananyafinance.com

(d) *Telephone number with STD code

07940403030

(e) Website

www.ananyafinance.com

(iii) Date of Incorporation

22/04/2009

(iv)	Type of the Company	Category of the Company	Sub-category of the Company
	Private Company	Company limited by shares	Indian Non-Government company

(v) Whether company is having share capital

Yes No

(vi) *Whether shares listed on recognized Stock Exchange(s)

Yes No

(vii) *Financial year From date (DD/MM/YYYY) To date (DD/MM/YYYY)

(viii) *Whether Annual general meeting (AGM) held Yes No

(a) If yes, date of AGM

(b) Due date of AGM

(c) Whether any extension for AGM granted Yes No

(f) Specify the reasons for not holding the same

The AGM has been Scheduled on 9th August, 2024

II. PRINCIPAL BUSINESS ACTIVITIES OF THE COMPANY

*Number of business activities

S.No	Main Activity group code	Description of Main Activity group	Business Activity Code	Description of Business Activity	% of turnover of the company
1	K	Financial and insurance Service	K8	Other financial activities	100

III. PARTICULARS OF HOLDING, SUBSIDIARY AND ASSOCIATE COMPANIES (INCLUDING JOINT VENTURES)

*No. of Companies for which information is to be given

Pre-fill All

S.No	Name of the company	CIN / FCRN	Holding/ Subsidiary/Associate/ Joint Venture	% of shares held
1	GOJO & COMPANY INC		Holding	76.87
2	PRAYAS FINANCIAL SERVICES F	U67190GJ2017PTC096063	Subsidiary	64.37

IV. SHARE CAPITAL, DEBENTURES AND OTHER SECURITIES OF THE COMPANY

(i) *SHARE CAPITAL

(a) Equity share capital

Particulars	Authorised capital	Issued capital	Subscribed capital	Paid up capital
Total number of equity shares	145,000,000	84,580,466	84,580,466	84,580,466
Total amount of equity shares (in Rupees)	1,450,000,000	845,804,660	845,804,660	845,804,660

Number of classes

Class of Shares	Authorised capital	Issued capital	Subscribed capital	Paid up capital
Number of equity shares	145,000,000	84,580,466	84,580,466	84,580,466
Nominal value per share (in rupees)	10	10	10	10
Total amount of equity shares (in rupees)	1,450,000,000	845,804,660	845,804,660	845,804,660

(b) Preference share capital

Particulars	Authorised capital	Issued capital	Subscribed capital	Paid-up capital
Total number of preference shares	55,000,000	0	0	0
Total amount of preference shares (in rupees)	550,000,000	0	0	0

Number of classes

1

Class of shares	Authorised capital	Issued capital	Subscribed capital	Paid up capital
Number of preference shares	55,000,000	0	0	0
Nominal value per share (in rupees)	10	10	10	10
Total amount of preference shares (in rupees)	550,000,000	0	0	0

(c) Unclassified share capital

Particulars	Authorised Capital
Total amount of unclassified shares	0

(d) Break-up of paid-up share capital

Class of shares	Number of shares			Total nominal amount	Total Paid-up amount	Total premium
	Physical	DEMAT	Total			
Equity shares						
At the beginning of the year	19,566,135	46,463,079	66029214	660,292,140	660,292,140	
Increase during the year	0	18,551,252	18551252	185,512,520	185,512,520	313,187,035
i. Public Issues	0	0	0	0	0	
ii. Rights issue	0	0	0	0	0	
iii. Bonus issue	0	0	0	0	0	0
iv. Private Placement/ Preferential allotment	0	18,551,252	18551252	185,512,520	185,512,520	313,187,035

v. ESOPs	0	0	0	0	0	0
vi. Sweat equity shares allotted	0	0	0	0	0	0
vii. Conversion of Preference share	0	0	0	0	0	0
viii. Conversion of Debentures	0	0	0	0	0	0
ix. GDRs/ADRs	0	0	0	0	0	0
x. Others, specify				0	0	
NA						
Decrease during the year	0	0	0	0	0	0
i. Buy-back of shares	0	0	0	0	0	0
ii. Shares forfeited	0	0	0	0	0	0
iii. Reduction of share capital	0	0	0	0	0	0
iv. Others, specify				0	0	
NA						
At the end of the year	19,566,135	65,014,331	84580466	845,804,660	845,804,660	
Preference shares						
At the beginning of the year	0	0	0	0	0	
Increase during the year	0	0	0	0	0	0
i. Issues of shares	0	0	0	0	0	0
ii. Re-issue of forfeited shares	0	0	0	0	0	0
iii. Others, specify				0	0	
NIL						
Decrease during the year	0	0	0	0	0	0
i. Redemption of shares	0	0	0	0	0	0
ii. Shares forfeited	0	0	0	0	0	0
iii. Reduction of share capital	0	0	0	0	0	0
iv. Others, specify				0	0	
NIL						
At the end of the year	0	0	0	0	0	

ISIN of the equity shares of the company

(ii) Details of stock split/consolidation during the year (for each class of shares)

0

Class of shares		(i)	(ii)	(iii)
Before split / Consolidation	Number of shares			
	Face value per share			
After split / Consolidation	Number of shares			
	Face value per share			

(iii) Details of shares/Debentures Transfers since closure date of last financial year (or in the case of the first return at any time since the incorporation of the company) *

Nil

[Details being provided in a CD/Digital Media]

Yes No Not Applicable

Separate sheet attached for details of transfers

Yes No

Note: In case list of transfer exceeds 10, option for submission as a separate sheet attachment or submission in a CD/Digital Media may be shown.

Date of the previous annual general meeting		<input type="text"/>	
Date of registration of transfer (Date Month Year)		<input type="text"/>	
Type of transfer	<input type="text"/>	1 - Equity, 2- Preference Shares,3 - Debentures, 4 - Stock	
Number of Shares/ Debentures/ Units Transferred	<input type="text"/>	Amount per Share/ Debenture/Unit (in Rs.)	<input type="text"/>
Ledger Folio of Transferor		<input type="text"/>	
Transferor's Name	<input type="text"/>	<input type="text"/>	<input type="text"/>
	Surname	middle name	first name
Ledger Folio of Transferee		<input type="text"/>	

Transferee's Name	<input type="text"/>	<input type="text"/>	<input type="text"/>
	Surname	middle name	first name

Date of registration of transfer (Date Month Year)	<input type="text"/>
--	----------------------

Type of transfer	<input type="text"/>	1 - Equity, 2- Preference Shares,3 - Debentures, 4 - Stock
------------------	----------------------	--

Number of Shares/ Debentures/ Units Transferred	<input type="text"/>	Amount per Share/ Debenture/Unit (in Rs.)	<input type="text"/>
---	----------------------	---	----------------------

Ledger Folio of Transferor	<input type="text"/>
----------------------------	----------------------

Transferor's Name	<input type="text"/>	<input type="text"/>	<input type="text"/>
	Surname	middle name	first name

Ledger Folio of Transferee	<input type="text"/>
----------------------------	----------------------

Transferee's Name	<input type="text"/>	<input type="text"/>	<input type="text"/>
	Surname	middle name	first name

(iv) *Debentures (Outstanding as at the end of financial year)

Particulars	Number of units	Nominal value per unit	Total value
Non-convertible debentures	9,237	1000000	1,387,575,000
Partly convertible debentures	0	0	0
Fully convertible debentures	0	0	0
Total			1,387,575,000

Details of debentures

Class of debentures	Outstanding as at the beginning of the year	Increase during the year	Decrease during the year	Outstanding as at the end of the year
Non-convertible debentures	1,215,000,000	837,200,000	664,625,000	1,387,575,000
Partly convertible debentures	0	0	0	0
Fully convertible debentures	0	0	0	0

(v) Securities (other than shares and debentures)

0

Type of Securities	Number of Securities	Nominal Value of each Unit	Total Nominal Value	Paid up Value of each Unit	Total Paid up Value
Total					

V. *Turnover and net worth of the company (as defined in the Companies Act, 2013)

(i) Turnover

824,460,849.1

(ii) Net worth of the Company

1,492,981,189.01

VI. (a) *SHARE HOLDING PATTERN - Promoters

S. No.	Category	Equity		Preference	
		Number of shares	Percentage	Number of shares	Percentage
1.	Individual/Hindu Undivided Family				
	(i) Indian	910	0	0	
	(ii) Non-resident Indian (NRI)	0	0	0	
	(iii) Foreign national (other than NRI)	0	0	0	
2.	Government				
	(i) Central Government	0	0	0	
	(ii) State Government	0	0	0	
	(iii) Government companies	0	0	0	
3.	Insurance companies	0	0	0	
4.	Banks	0	0	0	
5.	Financial institutions	0	0	0	

6.	Foreign institutional investors	0	0	0	
7.	Mutual funds	0	0	0	
8.	Venture capital	0	0	0	
9.	Body corporate (not mentioned above)	0	0	0	
10.	Others Foreign Portfolio Investor	3,691,570	4.36	0	
	Total	3,692,480	4.36	0	0

Total number of shareholders (promoters)

2

(b) *SHARE HOLDING PATTERN - Public/Other than promoters

S. No.	Category	Equity		Preference	
		Number of shares	Percentage	Number of shares	Percentage
1.	Individual/Hindu Undivided Family				
	(i) Indian	91,954	0.11	0	
	(ii) Non-resident Indian (NRI)	0	0	0	
	(iii) Foreign national (other than NRI)	0	0	0	
2.	Government				
	(i) Central Government	0	0	0	
	(ii) State Government	0	0	0	
	(iii) Government companies	0	0	0	
3.	Insurance companies	0	0	0	
4.	Banks	0	0	0	
5.	Financial institutions	0	0	0	
6.	Foreign institutional investors	0	0	0	
7.	Mutual funds	0	0	0	
8.	Venture capital	0	0	0	
9.	Body corporate (not mentioned above)	80,796,032	95.53	0	
10.	Others Foreign Company	0	0	0	

	Total	80,887,986	95.64	0	0
--	--------------	------------	-------	---	---

Total number of shareholders (other than promoters)

2

**Total number of shareholders (Promoters+Public/
Other than promoters)**

4

**VII. *NUMBER OF PROMOTERS, MEMBERS, DEBENTURE HOLDERS
(Details, Promoters, Members (other than promoters), Debenture holders)**

Details	At the beginning of the year	At the end of the year
Promoters	3	2
Members (other than promoters)	3	4
Debenture holders	6	6

VIII. DETAILS OF DIRECTORS AND KEY MANAGERIAL PERSONNEL

(A) *Composition of Board of Directors

Category	Number of directors at the beginning of the year		Number of directors at the end of the year		Percentage of shares held by directors as at the end of year	
	Executive	Non-executive	Executive	Non-executive	Executive	Non-executive
A. Promoter	0	0	0	0	0	0
B. Non-Promoter	1	3	2	2	0	0
(i) Non-Independent	1	0	2	0	0	0
(ii) Independent	0	3	0	2	0	0
C. Nominee Directors representing	0	4	0	4	0	0
(i) Banks & FIs	0	0	0	0	0	0
(ii) Investing institutions	0	4	0	4	0	0
(iii) Government	0	0	0	0	0	0
(iv) Small share holders	0	0	0	0	0	0
(v) Others	0	0	0	0	0	0
Total	1	7	2	6	0	0

Number of Directors and Key managerial personnel (who is not director) as on the financial year end date

10

(B) (i) *Details of directors and Key managerial personnel as on the closure of financial year

Name	DIN/PAN	Designation	Number of equity share(s) held	Date of cessation (after closure of financial year : If any)
Gaurav Gupta	08663203	Managing Director	0	
Sidharth Sinha	01831966	Nominee director	0	
Sowmya Arunkumar	09562230	Nominee director	0	
Sanjay Gandhi	02234298	Nominee director	0	
Taejun Shin	08056236	Nominee director	0	
Tara Nair	03564073	Director	0	
Anjlai Choksi	08074336	Director	0	
Abhisek Khanna	09680649	Director	0	
Pranav Desai	AFMPD1020J	CFO	0	
Divya Rathi	AFDPG7838L	Company Secretar	0	

(ii) Particulars of change in director(s) and Key managerial personnel during the year









6

Name	DIN/PAN	Designation at the beginning / during the financial year	Date of appointment/ change in designation/ cessation	Nature of change (Appointment/ Change in designation/ Cessation)
Abhisek Khanna	09680649	Director	16/05/2023	Appointment
Arindom Datta	08364437	Director	16/05/2023	Appointment
Arindom Datta	08364437	Director	08/06/2023	Cessation
Arvind Agarwal	07405470	Nominee director	15/09/2023	Cessation
Sowmya Arunkumar	09562230	Nominee director	15/09/2023	Appointment
Namrata Chindarkar	09685345	Director	28/03/2024	Cessation

IX. MEETINGS OF MEMBERS/CLASS OF MEMBERS/BOARD/COMMITTEES OF THE BOARD OF DIRECTORS**A. MEMBERS/CLASS /REQUISITIONED/NCLT/COURT CONVENED MEETINGS**

Number of meetings held

9

Type of meeting	Date of meeting	Total Number of Members entitled to attend meeting	Attendance	
			Number of members attended	% of total shareholding
Extraordinary General Meet 	20/04/2023	6	3	99.86
Extraordinary General Meet 	16/05/2023	6	2	75.96
Extraordinary General Meet 	30/06/2023	6	3	99.86
Annual General Meeting	14/08/2023	6	2	75.96
Extraordinary General Meet 	14/08/2023	6	3	99.86
Extraordinary General Meet 	06/11/2023	6	3	99.86
Extraordinary General Meet 	05/01/2024	6	3	99.87
Extraordinary General Meet 	08/03/2024	6	2	81.23
Extraordinary General Meet 	28/03/2024	6	2	81.23

B. BOARD MEETINGS

*Number of meetings held

9

S. No.	Date of meeting	Total Number of directors associated as on the date of meeting	Attendance	
			Number of directors attended	% of attendance
1	20/04/2023	8	6	75
2	16/05/2023	8	7	87.5
3	30/06/2023	9	7	77.78
4	14/08/2023	9	6	66.67
5	06/11/2023	9	9	100
6	05/01/2024	9	9	100
7	07/02/2024	9	8	88.89
8	08/03/2024	9	7	77.78
9	28/03/2024	9	9	100

C. COMMITTEE MEETINGS

Number of meetings held

7

S. No.	Type of meeting	Date of meeting	Total Number of Members as on the date of the meeting	Attendance	
				Number of members attended	% of attendance
1	Audit Committee	16/05/2023	3	3	100
2	Nomination and Remuneration Committee	16/05/2023	3	3	100
3	Audit Committee	14/08/2023	3	3	100
4	Audit Committee	06/11/2023	3	3	100
5	Risk Management Committee	06/11/2023	4	4	100
6	Audit Committee	07/02/2024	3	3	100
7	Risk Management Committee	28/03/2024	4	4	100

D. *ATTENDANCE OF DIRECTORS

S. No.	Name of the director	Board Meetings			Committee Meetings			Whether attended AGM held on
		Number of Meetings which director was entitled to attend	Number of Meetings attended	% of attendance	Number of Meetings which director was entitled to attend	Number of Meetings attended	% of attendance	
1	Gaurav Gupta	9	9	100	2	2	100	
2	Sidharth Sinha	9	9	100	2	2	100	
3	Sowmya Arun	5	5	100	0	0	0	
4	Sanjay Gandhi	9	9	100	7	7	100	
5	Taejun Shin	9	7	77.78	0	0	0	
6	Tara Nair	9	7	77.78	4	4	100	
7	Anjlai Choksi	9	9	100	7	7	100	
8	Abhisek Khan	7	6	85.71	0	0	0	

X. *REMUNERATION OF DIRECTORS AND KEY MANAGERIAL PERSONNEL

Nil

Number of Managing Director, Whole-time Directors and/or Manager whose remuneration details to be entered

2

S. No.	Name	Designation	Gross Salary	Commission	Stock Option/ Sweat equity	Others	Total Amount
1	Gaurav Gupta	Managing Director	6,185,328	0	0	0	6,185,328
2	Abhisek Khanna	Executive Director	6,097,776	0	0	0	6,097,776
	Total		12,283,104	0	0	0	12,283,104

Number of CEO, CFO and Company secretary whose remuneration details to be entered

2

S. No.	Name	Designation	Gross Salary	Commission	Stock Option/ Sweat equity	Others	Total Amount
1	Pranav Desai	Chief Financial Officer	5,270,808	0	0	0	5,270,808
2	Divya Rathi	Company Secretary	1,379,520	0	0	0	1,379,520
	Total		6,650,328	0	0	0	6,650,328

Number of other directors whose remuneration details to be entered

0

S. No.	Name	Designation	Gross Salary	Commission	Stock Option/ Sweat equity	Others	Total Amount
1							0
	Total						

XI. MATTERS RELATED TO CERTIFICATION OF COMPLIANCES AND DISCLOSURES

* A. Whether the company has made compliances and disclosures in respect of applicable provisions of the Companies Act, 2013 during the year Yes No

B. If No, give reasons/observations

XII. PENALTY AND PUNISHMENT - DETAILS THEREOF

(A) DETAILS OF PENALTIES / PUNISHMENT IMPOSED ON COMPANY/DIRECTORS /OFFICERS Nil

Name of the company/ directors/ officers	Name of the court/ concerned Authority	Date of Order	Name of the Act and section under which penalised / punished	Details of penalty/ punishment	Details of appeal (if any) including present status

(B) DETAILS OF COMPOUNDING OF OFFENCES Nil

Name of the company/ directors/ officers	Name of the court/ concerned Authority	Date of Order	Name of the Act and section under which offence committed	Particulars of offence	Amount of compounding (in Rupees)

XIII. Whether complete list of shareholders, debenture holders has been enclosed as an attachment

Yes No

XIV. COMPLIANCE OF SUB-SECTION (2) OF SECTION 92, IN CASE OF LISTED COMPANIES

In case of a listed company or a company having paid up share capital of Ten Crore rupees or more or turnover of Fifty Crore rupees or more, details of company secretary in whole time practice certifying the annual return in Form MGT-8.

Name

Whether associate or fellow Associate Fellow

Certificate of practice number

I/We certify that:

- (a) The return states the facts, as they stood on the date of the closure of the financial year aforesaid correctly and adequately.
 (b) Unless otherwise expressly stated to the contrary elsewhere in this Return, the Company has complied with all the provisions of the Act during the financial year.
 (c) The company has not, since the date of the closure of the last financial year with reference to which the last return was submitted or in the case of a first return since the date of the incorporation of the company, issued any invitation to the public to subscribe for any securities of the company.
 (d) Where the annual return discloses the fact that the number of members, (except in case of a one person company), of the company exceeds two hundred, the excess consists wholly of persons who under second proviso to clause (ii) of sub-section (68) of section 2 of the Act are not to be included in reckoning the number of two hundred.

Declaration

I am Authorised by the Board of Directors of the company vide resolution no. ... dated

(DD/MM/YYYY) to sign this form and declare that all the requirements of the Companies Act, 2013 and the rules made thereunder in respect of the subject matter of this form and matters incidental thereto have been complied with. I further declare that:

- Whatever is stated in this form and in the attachments thereto is true, correct and complete and no information material to the subject matter of this form has been suppressed or concealed and is as per the original records maintained by the company.
- All the required attachments have been completely and legibly attached to this form.

Note: Attention is also drawn to the provisions of Section 447, section 448 and 449 of the Companies Act, 2013 which provide for punishment for fraud, punishment for false statement and punishment for false evidence respectively.

To be digitally signed by

Director

DIN of the director

To be digitally signed by

- Company Secretary
 Company secretary in practice

Membership number

Certificate of practice number

Attachments

1. List of share holders, debenture holders
2. Approval letter for extension of AGM;
3. Copy of MGT-8;
4. Optional Attachement(s), if any

List of attachments

List of Shareholders and Debenture holder

This eForm has been taken on file maintained by the Registrar of Companies through electronic mode and on the basis of statement of correctness given by the company

List of Shareholders as on 31st March 2024				
Name of Shareholder	Folio Number	Instrument	No. of Shares	Percentage
Indian Foundation for Inclusive Growth	A-3	Equity	36,91,570	4.36%
Stichting Capital 4 Development (C4D)	A-6	Equity	1,5781,701	18.66%
Vijay Pandey	A-5	Equity	91,044	0.11%
Biswaroop Das	A-1	Equity	910	0.00%
Jayshree Ashwinkumar Vyas	A-2	Equity	910	0.00%
Gojo & Company, Inc.	A-7	Equity	6,50,14,331	76.87%
Total			8,45,80,466	100.00%

List of Debenture holders as on 31st March 2024		
Name of Debenture Holders	Folio Number	No. of Debentures
Promising Lenders Fund	004	220
Gojo & Company Inc	005	220
UTI International Wealth Creator 4	006	225
Northern Arc India Impact Trust with Northern Arc India Impact Fund as its scheme	007	200
MAS Financial Services Limited	008	1,700
WLB Asset VI Pte. Ltd.	009	6,672